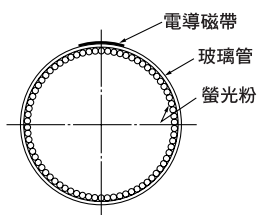
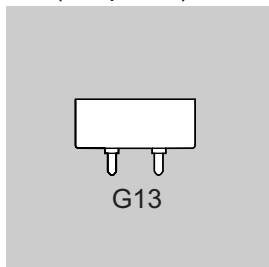


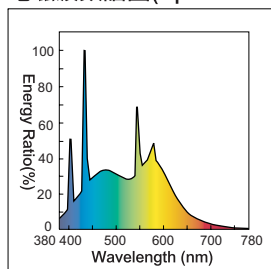
## 調光用光管



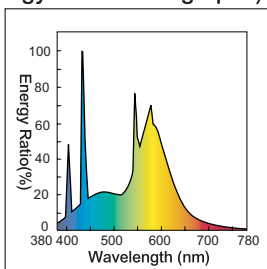
燈座(Lamp base)



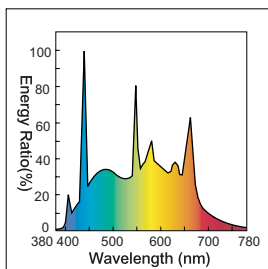
電磁波頻譜圖(Spectral energy distribution graphs)



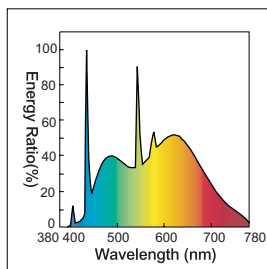
D: 日光



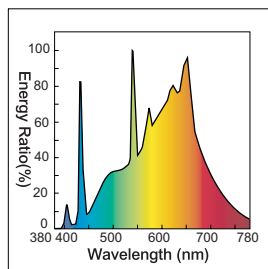
W: 冷白光



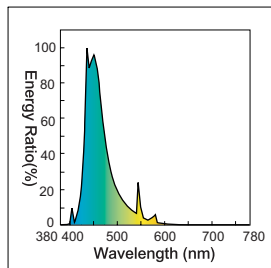
N-SDL: 天然白光



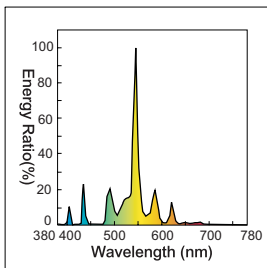
W-EDL: 冷白光



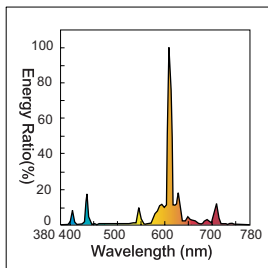
L-EDL: 暖白光



EB: 青色



EG: 綠色



ERe: 紅色

# TOSHIBA 東芝

產品型號	標準包裝 (支/箱)	光源色	尺寸(mm)		重量 (g)	燈座	輸出 功率 (w)	電流 (A)	流明 (lm)	演色度 (Ra)	平均壽命 (小時)
			管徑	管長							

## 快速起動型

FL20S•D/M•A	25	日光	32.5	580	128	G13	20	0.360	950	90	7,500
FLR20S•L-EDL/M•A•NU	25	暖白光	32.5	580	128	G13	20	0.360	690	90	7,500
FLR20S•W-EDL/M•A•NU	25	冷白光	32.5	580	128	G13	20	0.360	730	90	7,500
FLR20S•W/M•A	25	冷白光	32.5	580	128	G13	20	0.360	1,100	61	7,500
FLR40S•D/M•A	25	日光	32.5	1,198	244	G13	40	0.420	2,500	95	10,000
FLR40S•EB/M•A	25	青色	32.5	1,198	244	G13	40	0.420	1,100	97	7,500
FLR40S•EG/M•A	25	綠色	32.5	1,198	244	G13	40	0.420	3,670	84	7,500
FLR40S•ERe/M•A	25	紅色	32.5	1,198	244	G13	40	0.420	2,400	95	7,500
FLR40S•L-EDL/M•A•NU	25	暖白光	32.5	1,198	244	G13	40	0.420	1,850	95	10,000
FLR40S•N-SDL/M•A•NU	25	天然白光	32.5	1,198	244	G13	40	0.420	2,040	99	10,000
FLR40S•W-EDL/M•A•NU	25	冷白光	32.5	1,198	244	G13	40	0.420	1,820	90	10,000
FLR40S•W/M•A	25	冷白光	32.5	1,198	244	G13	40	0.420	2,900	90	10,000
FLR40W/M•A	25	冷白光	38	1,198	332	G13	40	0.435	2,900	61	10,000
FLR40W/M•A•NU	25	冷白光	38	1,198	332	G13	40	0.435	2,600	97	10,000



**富新工程有限公司**  
ENGINEERING Fu Sun Engineering Limited

香港北角七姊妹道208號昌利大廈3樓302室  
Room 302, 3/F, Cheong Lee Building,  
No. 208 Tsat Tsz Mui Road, North Point, HK.

電話: (852)2570-8193 傳真: (852)2571-3150  
電郵: enquiry@fusun-toshiba.com  
網址: www.fusun-toshiba.com

中國熱線: (86) 135-60702932